

The instructions below are provided as a reference tool for patients and caregivers who are already familiar with the use of an insulin pump and with insulin therapy in general. Not all screens are shown. For more detailed information on the operation of the t:slim X2 insulin pump, please refer to its user guide.

Uploading pump data

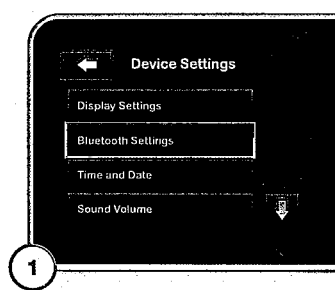
To begin pairing the t:slim X2 insulin pump with a smartphone via Bluetooth® technology, search for “t:connect mobile” in the Google Play store or App Store. To expedite the initial data upload, it is important to upload your pump data to the t:connect web application

prior to syncing with the mobile app. Start by connecting your pump to your computer using the USB plug provided with the pump. Open the t:connect Uploader on your computer and click Start Upload. Once complete, the “Upload Successful” message will display.

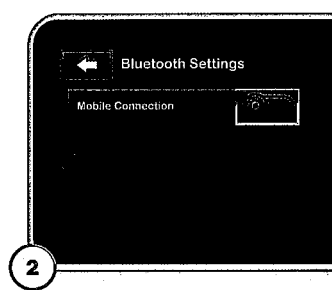
Enable Bluetooth connection

Note: If Bluetooth Settings is not an option, you may need to update your pump software.

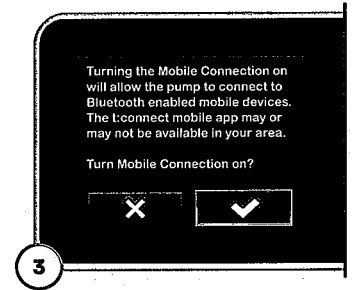
Visit portal.tandemdiabetes.com to check for available software updates.



1 Unlock the pump, tap **OPTIONS**, tap **Down Arrow**, tap **Device Settings**, and then select **Bluetooth Settings**.

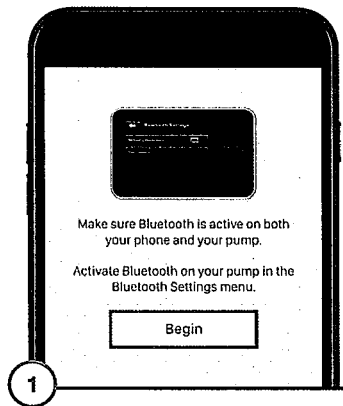


2 Tap the toggle to turn on the Mobile Connection and enable Bluetooth.



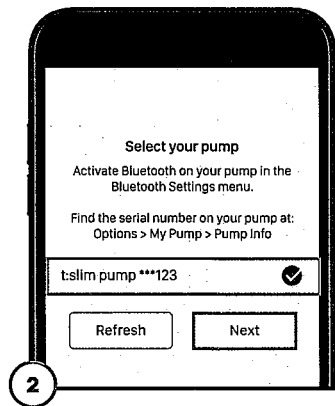
3 Select to turn on the Mobile Connection. A brief confirmation screen will show that the ability to connect to a mobile device is now turned on.

Pair app with pump

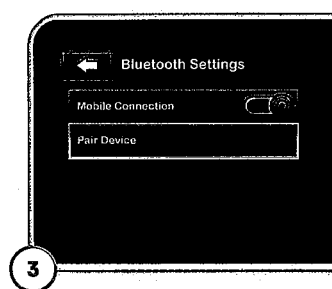


1 Go to the t:connect mobile app, log in, and select **Begin** to start the pairing process. Select **OK** on the confirmation screen.

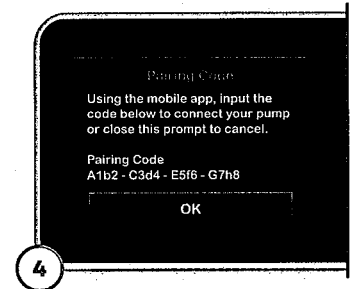
Note: Make sure that the Bluetooth setting on the phone has already been turned on.



2 Make sure the pump is within close proximity to your smartphone. Once a connection is established, select the radio button next to the pump's serial number and tap **Next**.



3 On the pump, select **Pair Device** and then press to continue.




4 A unique pairing code will be automatically generated.

Note: DO NOT press OK located under the unique pairing code, as this will cancel the pairing process.

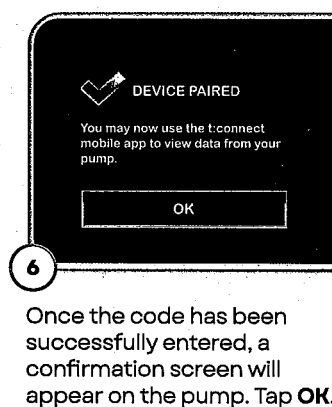
Note: The unique code is only valid for five minutes. If the code expires, the pairing process must be restarted by selecting Pair Device from the Bluetooth Settings screen.

Pair app with pump (continued)

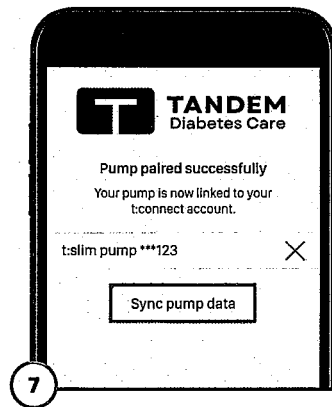


Enter the code that is displayed on the pump directly into the mobile app and press **Pair with pump**.

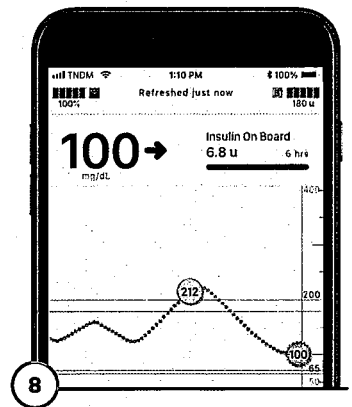
Note: The code is case sensitive and must be entered exactly as it is displayed.



Once the code has been successfully entered, a confirmation screen will appear on the pump. Tap **OK**.



Press **Sync pump data**. The app will then import recent data from the insulin pump.



The app now displays the pump data and is ready for viewing.

Note: Data uploads to the t:connect cloud do not take place in real time and require an internet or wireless data connection.

* Bolus delivery from the t:connect mobile app requires a compatible smartphone model and operating system, an app update, a remote software update on the customer's t:slim X2 insulin pump, and additional training. Only available to customers who reside in the United States and who are in warranty at the time they update their pump.

Note: Uploads to the t:connect web application do not take place in real time and should not be relied upon by healthcare providers or caregivers for remote patient monitoring. Standard carrier data rates may apply. Smartphone sold separately.

Important Safety Information: RX ONLY. The **t:slim X2 insulin pump** with interoperable technology is an alternate controller enabled (ACE) pump that is intended for the subcutaneous delivery of insulin, at set and variable rates, for the management of diabetes mellitus in people requiring insulin. The pump is able to reliably and securely communicate with compatible, digitally connected devices, including automated insulin dosing software, to receive, execute, and confirm commands from these devices. The pump is indicated for use in individuals six years of age and greater. The pump is intended for single patient, home use and requires a prescription. The pump is indicated for use with NovoLog or Humalog U-100 Insulin. Users of the pump must: be willing and able to use the insulin pump and all other system components in accordance with their respective instructions for use; test blood glucose levels as recommended by their healthcare provider; demonstrate adequate carb-counting skills; maintain sufficient diabetes self-care skills; see healthcare provider(s) regularly; and have adequate vision and/or hearing to recognize all functions of the pump, including alerts. The t:slim X2 pump must be removed before MRI, CT, or diathermy treatment. Visit tandemdiabetes.com/safetyinfo for additional important safety information.

t:connect mobile app:

The feature set available within the t:connect mobile app is dependent on the pump software version and the compatible smartphone's model and operating system (OS).

- The **Display and Data Upload** feature set provides a secondary display of pump and continuous glucose monitoring (CGM) information, including display of your pump alerts and alarms, and enables wireless uploading of pump and CGM data to the Tandem cloud through an internet or wireless data connection. Standard carrier data rates may apply.
- The **Bolus Delivery plus Display and Data Upload** feature set additionally allows users to request, stop, and cancel a bolus on the pump from the t:connect mobile app. At least one smartphone security setting must be enabled to utilize the Bolus Delivery feature of the t:connect mobile app.
- **WARNING:** Always rely on your pump to make therapy decisions when using a smartphone that is incompatible with the Bolus Delivery feature.
- **PRECAUTIONS:** Always rely on your pump to make therapy decisions if using a smartphone that is incompatible, the smartphone is lost or damaged, or the smartphone loses **Bluetooth®** Connectivity with your pump. Important pump alerts and alarms are only received as app notifications when enabled and the app is either active or running in the background.

© 2022 Tandem Diabetes Care, Inc. Tandem Diabetes Care, t:connect, and t:slim X2 are either registered trademarks or trademarks of Tandem Diabetes Care, Inc. in the United States and/or other countries. The Bluetooth® wordmark and logos are registered trademarks owned by Bluetooth SIG, Inc. and any use of such marks by Tandem Diabetes Care, Inc. is under license. Apple and the Apple logo are trademarks of Apple Inc., registered in the U.S. and other countries. App Store is a service mark of Apple Inc. Google Play and the Google Play logo are trademarks of Google LLC. All third-party marks are the property of their respective owners. ML-1006074_E



(877) 801-6901
tandemdiabetes.com

t:slim X2 Insulin Pump



Need additional help?
Visit our support center.